



Volume 12, Issue 12, December 1, 2011
Publisher— Bryan Johnson
Editor — Claudia Vessell

The Pastor's Corner

December is and should be one of the favorite month's of the year. It is the day we celebrate the birth of Jesus Christ, the Incarnation (God in the Flesh) of God's Son, which is the true reason for the season.

Chuck Swindoll tells the story that the devil and his demons were having a Christmas party and as the demonic guests were leaving, one grinned and said to Satan, "Merry Christmas, your majesty." At that, Satan replied with a growl, "Yes, keep it merry. If they ever get serious about it, we'll all be in trouble."

Indeed, let us not allow ourselves to be so caught up in the "merry" and neglect the worship of the Almighty God and our Savior, Jesus Christ!

So, our prayers for you and your family for the month of December is to enjoy the blessings God has given to you and prayerfully plan for a spirit filled 2012! MERRY CHRISTMAS from the Johnson Family!

Sunday School Lessons
Theme: God Establishes a Faithful People
Unit 1: God's Covenant

- Dec 4: "A Blessing for All Nations" Genesis 12:1-9
Dec 11: "A Promise to Abraham" Genesis 15:1-6, 12-18
Dec 18: "The Lord Provides" Genesis 22:1-2, 6-14
Dec. 25: "According to the Promise" Luke 1:46-55

Planning for the Future

December
December 17 @ 8:30 a.m. till finished: WMS Cookie and Candy Sale at the Center Lobby.

December 18 @ 10:30 a.m.
The Youth Christmas Program @ the Center. All are welcome to come.

Happy Birthday

December Birthdays

Table listing December birthdays: Wanda King, James Olinger, Veryl Riddle, Larry Brown, Lucille Nelson, Pam Lembke, Johnathan Rakin, Joseph Johnson, Jeffery King, Austin Wethington, Alaska Olinger, Joshua Johnson, Evan Vessell.

Happy Anniversary

December Anniversary

Table listing December anniversaries: Clarence (Junior) & Jean Fortner, Dale & Betty Jo Green, Ruben & Margaret White.

Stewardship Report for November 2011

Table listing Stewardship Report for November 2011: Sunday School Avg. Attendance, Sunday Morning Avg. Attendance, Sunday Evening Avg. Attendance, Wednesday Avg. Attendance, Total Monies Received.

A Lesson in History

(An Interesting Obituary: Submitted by Junior Fortner)

In 1887, Alexander Tyler, A Scottish history professor at the University of Edinburgh, had this to say about the fall of the Athenian Republic some 2,000 years prior:

"A democracy is always temporary in nature; it simple cannot exist as a permanent form of government. A democracy will continue to exist up until the time that voters discover that they can vote themselves generous gifts from the public treasury. From that moment on, the majority always votes for the candidates who promise the most benefits from the public treasury, with the result that every democracy will finally collapse over loose fiscal policy, (which is) always followed by a dictatorship."

"The average age of the world's greatest civilizations from the beginning of history, has been about 200 years. During those 200 years, these nations always progressed through the following sequence:

- From bondage to spiritual faith;
From spiritual faith to great courage;
From courage to liberty;
From liberty to abundance;
From abundance to complacency;
From complacency to apathy;
From apathy to dependence;
From dependence back into bondage."

THE USA Obituary Follows:

Born 1776, Died 2012?????
It doesn't hurt to read this several times.

Professor Joseph Olson of Hamline University School of Law in St. Pau, Minnesota, points out some interesting facts concerning the last Presidential election:

Table listing election statistics: Number of States won by, Square Miles of land won by, Population of counties won by, Murder rate per 100,000 residents in counties won by.

Professor Olson adds: "In aggregate, the map of territory McCain won was mostly the land owned by the taxpaying citizens of the country.

Obama territory mostly encompassed those citizens living in low income tenements and living off various forms of government welfare ..."

Olson believes the United States is now somewhere between the "complacency and apathy" phase of Professor Tyler's definition of democracy. With some forty (40) percent of the nation's population already having reached the "governmental dependency" phase.

If Congress grants amnesty and citizenship to twenty million criminal invaders called illegal's and they vote, then we can say goodbye to the USA in fewer than five years."

As one reader commented, "Of course, we are not a democracy, we are a Constitutional Republic ... too many [people] pay little attention to the Constitution. There couldn't be more at stake than on Nov 2012.

Some Humorous Stories

"In A Rush ..."

A lady had a circle of friends for whom she really wanted to buy Christmas presents. Time slipped away and it was so busy at work for her she just wasn't able to get to the store to purchase those gifts. Time was running out, So not too many days before Christmas she decided to give up on the gift card and just buy everybody the same beautiful Christmas card. She went to the local gift store and hurriedly went through the now picked over stack of cards and found a box of fifty, just exactly what she wanted. She didn't take time to read the message, she just noticed a beautiful cover on it and there was a gold around it and a floral appearance on the front of the card and she thought, That's perfect. So she signed all of them, "With all my love."

As New year's came and she had time to go back to the shop or three cards she didn't send from that stack, she was shocked to read the message inside. It said, in a little rhyme, "This Christmas card is just to say, a little gift is on its way."

From Dennis the Menace ...

Can you appreciate this cartoon of Dennis the Menace? He rushes into the room, with his mother standing there with her mouth open, and he says, holding a big box in his hand, "We'd better tell Santa Claus to forget about the train set I asked for, I just found one on the top shelf of Dan's closet."

'Twas the Day after Christmas

"'Twas the day after Christmas, when all through the place, There were arguments and depression — even Mom had a long face.

The stockings hung empty, And the house was a mess; The new clothes didn't fit ... And Dad was under stress.

The family was irritable, And the children — no one could please; Because the instructions for the swing set were written in Chinese!

The bells no longer jingled, And no carolers came around; The sink was stacked with dishes, And the tree was turning brown.

The stores were full of people, returning things that fizzled and failed, And the shoppers were discouraged Because everything they'd bought was now on half-price sale!

'Twas the day AFTER Christmas — The spirit of joy had disappeared; The only hope on the horizon was twelve bowl games the first day of the New Year!

— Charles R. Swindoll

The Candy Cane

Of All The Beautiful Traditions of Christmas, few are so ancient in meaning and rich in symbolism as the simple Christmas Cane:

Its shape is the crook of the Shepherd, One of the first who came. The lively peppermint flavor is the regal gift of spice. The white is Jesus' purity, the red His sacrifice. The narrow stripes are friendship and the nearness of His love. Eddy cane reminds us all of just how much God cared and like His Christmas gift to us, it's meant to be broken and shared.




Table of Contents

Page 1
The Pastor's Corner
Sunday Lessons
Future Events
Birthday's in December
Anniversary's in December
Stewardship Report
A Lesson in History

Page 2
Recipes For The Christmas Season:

- Holiday Spiral Ham
- Cinnamon Pork Tenderloin
- Cinnamon Pecan Coffee Cake
- Cherry Cream Cheese Coffee Cake
- Pumpkin Pie
- Apple Pie

Romans Road to Salvation

What separates you from God and His love? SIN

Romans 3:23 "For all have sinned, and come short of the glory of God."

What is the result of sin? DEATH

Romans 6:23a "For the wages of sin is death..."

What does God desire for you? LIFE

Romans 6:23b "...but the gift of God is eternal life through Jesus Christ our Lord."

What did Jesus do for you? DIED in YOUR place

Romans 5:8 "God demonstrates His own love toward us, in that while we were still sinners, Christ died for us."

What must you do to be saved? BELIEVE & CONFESS

Romans 10:9 "If you confess with your mouth, 'Jesus is Lord,' and believe in your heart that God raised Him from the dead, you will be saved."

Who can be saved? EVERYONE who believes in Jesus

Romans 10:13 "Everyone who calls on the name of the Lord will be saved."

What does faith in Jesus give you? PEACE

Romans 5:1 "Therefore, since we have been justified through faith, we have peace with God through our Lord Jesus Christ."

NO CONDEMNATION

Romans 8:1 "Therefore, there is now no condemnation for those who are in Christ Jesus."

ETERNAL LOVE

Romans 8:38-39 "I am convinced that neither death nor life, neither angels nor demons, neither the present nor the future, nor any powers, neither height nor depth, nor anything else in all creation, will be able to separate us from the love of God that is in Christ Jesus our Lord."

Prayer of Faith

Wednesday Night Bible Study & Youth Night

We continue our study in the Book of Acts throughout the month of December. We started the month in Acts 24 and will continue to progress through the Book each Wednesday Night ...

SELF DEFENSE CLASSES


In the months of January & February, we will be offering Self Defense Classes at the Center on Wednesday nights from 6:00—7:00 p.m.. It will be limited in number allowed per class. If interested, contact the Pastor or speak with Mary Ann Howell.

NEW CHRISTIAN'S CLASS

The Pastor is developing a series of lessons in bite size portions, so a new Christian can just go online, anytime, 24 hours a day, 7 days a week and learn how to grow in his/her faith in Jesus Christ.

If you are a new Christian, you will soon be able to go ONLINE and watch the lessons to you life and allow Christ to make you the person, He created you to be!

We hope to have it up and running by the first of the year.



Volume 12, Issue 12, December 1, 2011  
Publisher— Bryan Johnson  
Editor — Claudia Vessell

## RECIPES FOR THE CHRISTMAS SEASON

**Holiday Spiral Ham Recipe 12-16 Servings**  
**Prep: 30 minutes; Cook 1 1/2 hours + Standing Time**

### DIRECTIONS:

- Place ham on a rack in a shallow roasting pan. Arrange pineapple wedges around ham. Cover and bake at 325° for 1 to 1-1/2 hours.
- Meanwhile, in a large saucepan, combine cranberries and apples. Cook over medium heat until the berries pop, about 15 minutes. Add the sugar, orange chunks and lemon juice. Cook and stir until sugar is dissolved. Remove from the heat.
- Spoon half of the cranberry relish over ham. Bake 30 minutes longer or until a meat thermometer reads 140°. Let stand for 10 minutes before serving. Cut pineapple wedges into large chunks; serve with ham and remaining relish. **Yield:** 12-16 servings.
- 1 bone-in fully cooked spiral-sliced ham (8 pounds)
- 1 fresh pineapple, peeled, cored and cut into four wedges
- 1 package (12 ounces) fresh or frozen cranberries
- 3 medium apples, peeled and cubed
- 1-1/4 cups sugar
- 1 medium navel orange, peeled and cut into chunks
- 3 tablespoons lemon juice

**Cinnamon Pork Tenderloin 4-6 Servings**  
**Prep: 5 minutes + marinating grill: 15 minutes**

- 3 tablespoons soy sauce
- 3 tablespoons sherry or chicken broth
- 1 tablespoon brown sugar
- 1-1/2 teaspoons honey
- 1 teaspoon ground cinnamon
- 1 garlic clove, minced
- 2 pork tenderloins (3/4 pound each)

### DIRECTIONS:

In a large resealable plastic bag, combine the first six ingredients. Add the pork; seal bag and turn to coat. Refrigerate 4-6 hours.

Drain and discard marinade. Grill pork, covered, over medium heat for 15-20 minutes or until a meat thermometer reads 160°, turning occasionally. Let stand for 5 minutes before slicing. **Yield:** 4-6 servings.

**Cinnamon Pecan Coffee Cake 24 Servings**  
**Prep: 30 minutes + Rising Bake; 25 minutes + Cooling**

### Ingredients

- 6 to 6-1/2 cups all-purpose flour
- 2 packages (1/4 ounce each) active dry yeast
- 1-1/2 teaspoons salt
- 1/2 teaspoon sugar
- 1-1/2 cups water
- 1/2 cup plus 2 tablespoons butter, softened, divided
- 2 eggs
- 1 cup chopped pecans
- 1/2 cup packed brown sugar
- 1 teaspoon ground cinnamon

### GLAZE:

- 2 cups confectioners' sugar
- 1/4 teaspoon almond extract
- 2 to 3 tablespoons water

### DIRECTIONS:

In a large bowl, combine 3 cups flour, yeast, salt and sugar. In a small saucepan, heat water and 1/2 cup butter to 120°-130°. Add to dry ingredients; beat just until moistened. Add eggs; beat until smooth. Stir in enough remaining flour to form a soft dough (dough will be sticky).

Turn onto a floured surface; knead until smooth and elastic, about 6-8 minutes. Place in a greased bowl, turning once to grease top. Cover and let rise in a warm place until doubled, about 1 hour.

Punch dough down. Divide into six portions. Roll out each portion into a 12-in. x 6-in. rectangle. Melt remaining butter; brush over dough. Combine pecans, brown sugar and cinnamon; sprinkle over dough to within 1/2 in. of edges. Roll up jelly-roll style, starting with a long side; pinch seams to seal.

Place three ropes seam side down on a greased baking sheet and braid; pinch ends to seal and tuck under. Repeat with remaining ropes. Cover and let rise until doubled, about 45 minutes.

Bake at 325° for 25-30 minutes or until golden brown. Cool for 10 minutes before removing from pans to wire racks.

In a small bowl, combine the confectioners' sugar, extract and enough water to achieve desired consistency; drizzle over warm loaves. Serve warm. **Yield:** 2 loaves (12 slices each).

**Cherry Cream Cheese Coffee Cake 8-10 Servings**  
**Prep: 25 minutes; Bake: 50 minutes + Cooling**

### Ingredients

- 2-1/4 cups all-purpose flour
- 3/4 cup sugar
- 3/4 cup cold butter, cubed
- 1/2 teaspoon baking powder
- 1/2 teaspoon baking soda
- 1/2 teaspoon salt
- 1 egg, lightly beaten
- 3/4 cup sour cream
- 1 teaspoon almond extract

### FILLING:

- 1 package (8 ounces) cream cheese, softened
- 1/4 cup sugar
- 1 egg, lightly beaten
- 1 can (21 ounces) cherry pie filling
- 1/2 cup slivered almonds

### Directions:

In a large bowl, combine flour and sugar. Cut in butter until crumbly. Reserve 3/4 cup crumb mixture. Add the baking powder, baking soda and salt to remaining crumb mixture. Stir in the egg, sour cream and almond extract until blended. Press onto the bottom and 1 in. up the sides of an ungreased 9-in. springform pan with removable bottom.

For filling, in a large bowl, beat cream cheese and sugar for 1 minute. Add egg; beat just until combined. Spread over crust. Carefully top with pie filling. Sprinkle with almonds and reserved crumb mixture.

Bake at 350° for 50-60 minutes or until center is set. Cool on a wire rack. Carefully run a knife around edge of pan to loosen; remove sides of pan. Store in the refrigerator. **Yield:** 8-10 servings.

**Suggestions for Cooking**  
**(The Cookbook's Companion by Dr. Myles H. Bader)**

### Pumpkin Pie

- Place a layer of mini marshmallows on top of the bottom crust before pouring the filling in. As the pie bakes, the air will expand inside the marshmallows and they will rise to the top providing a beautiful layer of browned marshmallows.
- Frozen pumpkin pies should be baked without thawing at 400°F for just under 2 hours, then reduce the heat to 325°F until done.
- To be sure the pie is baked, insert a skewer into the center and if it comes out clean the pie is done.
- The cracking in the pie custard is caused by over baking.

### Apple Pie

- Different varieties of apples can be used to provide different flavors and textures.
- Slice the apples thin so that they will be able to lie close together. Thick slices create too much air space.
- Thick apple slices usually drop to the bottom creating a space between the apples and the top crust.


**The best apples for pies are Granny Smith, Pippin, Cortland, Jonathan and Stayman-Winesap.**

- Granny Smith apples are the most popular when preparing the pie in the winter months.
- If you spray the exposed surfaces with a solution of powdered vitamin C and water it, it will keep the surfaces from browning too soon.
- For a milder cinnamon flavor, reduce your recipe to 1/2 to 1-teaspoon.

**Thank you for taking the time to read this newsletter. If you found it helpful, please forward it to others who may be interested in what's going on at the Bethany Church.**

**If you had rather have this newsletter emailed to you, please send an email to us with your request.**

To remove your name from our mailing list, please [click here](#).  
Questions or comments? E-mail us at [bethanygbc@gmail.com](mailto:bethanygbc@gmail.com)



### 4 Steps to Peace With God by Billy Graham

#### Step One God's Purpose: Peace and Life



God loves you and wants you to experience peace and life—abundant and eternal.

#### The Bible says...

"We have peace with God through our Lord Jesus Christ." Romans 5:1

"For God so loved the world that He gave His only begotten Son, that whoever believes in Him should not perish but have everlasting life." John 3:16

"I have come that they may have life, and that they may have it more abundantly." John 10:10

Why don't most people have this peace and abundant life that God planned for us to have?

### 4 Steps to Peace With God by Billy Graham

#### Step Two The Problem: Our Separation



God created us in His own image to have an abundant life. He did not make us as robots to automatically love and obey Him. God gave us a will and a freedom of choice.

We chose to disobey God and go our own willful way. We still make this choice today. This results in separation from God.

#### The Bible says...

"For all have sinned and fall short of the glory of God." Romans 3:23

"For the wages of sin is death, but the gift of God is eternal life in Christ Jesus our Lord."

**Our Attempts to Reach God**  
People have tried in many ways to bridge this gap between themselves and God...

#### The Bible says...

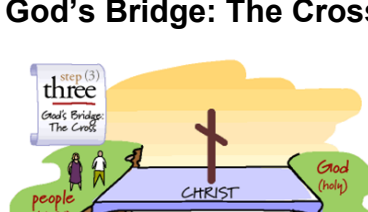
"There is a way that seems right to a man, but in the end it leads to death." Proverbs 14:12

"But your iniquities have separated you from your God; your sins have hidden his face from you, so that he will not hear." Isaiah 59:2

**No bridge reaches God ... except one.**

### 4 Steps to Peace With God by Billy Graham

#### Step Three God's Bridge: The Cross



Jesus Christ died on the Cross and rose from the grave. He paid the penalty for our sin and bridged the gap between God and people.

#### The Bible says...

"For there is one God and one mediator between God and men, the man Jesus Christ." 1 Timothy 2:5

"For Christ died for sins once for all, the righteous for the unrighteous, to bring you to God." 1 Peter 3:18

"But God demonstrates his own love for us in this: While we were still sinners, Christ died for us." Romans 5:8

**God has provided the only way. Each person must make a choice.**

### 4 Steps to Peace With God by Billy Graham

#### Step Four Our Response: Receive Christ

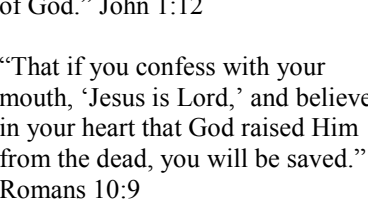
We must trust Jesus Christ as Lord and Savior and receive Him by personal invitation.

#### The Bible says...

"Here I am! I stand at the door and knock. If anyone hears my voice and opens the door, I will come in and eat with him, and he with me." Revelation 3:20

"Yet to all who received him, to those who believed in his name, he gave the right to become children of God." John 1:12

"That if you confess with your mouth, 'Jesus is Lord,' and believe in your heart that God raised Him from the dead, you will be saved." Romans 10:9



Where are you?  
Here? or Here?  
people (confess) or Here? (believe)

#### Where are you?

Will you receive Jesus Christ right now?

Here is how you can receive Christ:

1. Admit your need (I am a sinner).

2. Be willing to turn from your sins (repent).

3. Believe that Jesus Christ died for you on the Cross and rose from the grave.

4. Through prayer, invite Jesus Christ to come in, and control your life through the Holy Spirit. (Receive Him as Lord and Savior.) Each person must make a choice.

### 4 Steps to Peace With God by Billy Graham

#### The Sinner's Prayer

#### How to Pray:

Dear Lord Jesus,

I know that I am a sinner and need Your forgiveness. I believe that You died for my sins. I want to turn from my sins. I now invite You to come into my heart and life. I want to trust and follow You as Lord and Savior. In Jesus' name. Amen.

**This is just the beginning of a wonderful new life in Christ. To deepen this relationship you should:**

1. Read your Bible everyday to know Christ better.

2. Talk to God in prayer every day.

3. Tell others about Christ.

4. Worship, fellowship, and serve with other Christians in a church where Christ is preached.

5. As Christ's representative in a needy world, demonstrate your new life by your love and concern for others.